

Hedge and Grass Cutters



[www.kuhn.com](http://www.kuhn.com)

# POLY-LONGER

## Product Information



be strong, **be KUHN**

**POLY-LONGER**

5.01 m

51 hp

Pivot



LANDSCAPE MAINTENANCE

## POLY-LONGER, tackle all types of job

The KUHN Group has developed the POLY-LONGER range to complement its MULTI-LONGER product line.

These versatile machines have been designed for small groups of users.

Available with four different arm designs, all users will find a POLY-LONGER suited to their needs:

- Straight arm with compass movement
- Semi-leading compass-type arm
- Straight arm with parallelogram movement
- Semi-leading parallelogram-mounted arm

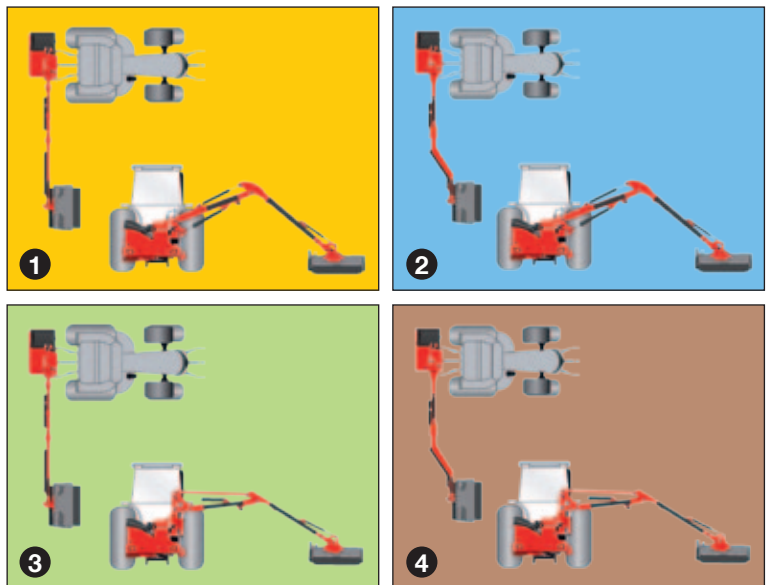
On the strength of its quality construction and high-performance components, this machine range offers the guarantee of a quality result.

The POLY-LONGER range has an operating spectrum of up to 400 hours per year.

With a horizontal reach of 5.01 m and 37 kW (51 hp) of rotor circuit power, the models in the POLY-LONGER range feature the EP (electric proportional) control system as standard.

The 116° pivot will be appreciated for its rear slewing ability in dead-end paths or to negotiate an obstacle quickly.

## ARM DESIGNS: Take your pick!



**1 Straight arm with compass movement (P).** This arm, with its 5.01 m reach, is perfectly suited to agricultural use (banks, verges, etc.) and offers the best performance-to-price ratio.

**2 Semi-leading arm with compass movement (SP).** The semi-leading arm with its 980 mm offset (distance between the rotor axis and the hitching axis to the tractor ball joints) provides full comfort in terms of visibility.

**3 Straight arm with parallelogram movement (PA).** The outer boom attached to a connecting rod helps the driver to get to grips quickly with the machine's user-friendly operation. Just one movement on the controls performs two on the arm!

**4 Semi-leading arm with parallelogram movement (SPA).** This model combines all the benefits in terms of visibility and operating comfort.



# EP CONTROL

## FOUR PROPORTIONAL FUNCTIONS



### 1 EP controls: simply take hold of the joystick

The POLY-LONGER is controlled via four electric proportional functions. The proportional effect works in both directions: up and down. For efficiency, the functions of the arm, outer boom, flail head orientation, pivot and floating head can be activated simultaneously thanks to the ergonomic handle. The controls are easy to install in the cab. A single cable links the machine to the controls.

### 2 Control console: intelligent functionality

The unit can be separated from the main control panel to adapt to all cab layouts. It includes:

- Temperature, fan and float warnings
- Hour meter and automatic arm break-back (optional)
- Ram speed programming
- "Grass" or "Wood" rotor control with anti-reverse safety (remote control cable as standard)
- Hydropneumatic lift float.

It also incorporates a diagnostic mode and a repair mode.

## 1.20 M HEAD: CUTTING QUALITY AND SPEED

The head on the POLY-LONGER range is driven by two cog-type V-belts 3. With its rounded profile for a smoother action, the head also comes with a removable wear plate.

For easier flail head coupling, a semi-rapid device can be used to guide the arm onto the head attachment triangle 4.

The universal rotor equipped with 60 Y-flails mounted on 14 mm shackles is capable of cutting through scrub up to 3 cm thick 5. This rotor has the particularity of being reversible: you can therefore optimise wear on the flails and lugs.

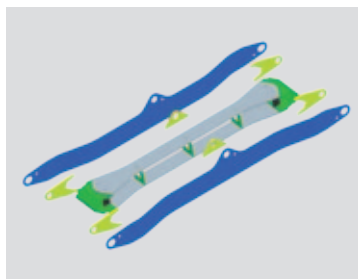
For greater versatility (wood up to 6 cm thick), a scrub rotor equipped with hammers is optionally available 6.

The 140 mm diameter "Pro" series sensor roller with removable ends 7 ensures a smooth rolling action for the machine.

**SRS (Shift Rail System) 8:** this device enables the head to slide +/- 40 cm along the arm to reach under fences or barbed wire. The 90° head rotation possible with the SRS makes it easier to work along narrow paths and behind the tractor wheel.



# A long-life design



**1 The heavy-duty construction** with the reconstituted arm structure guarantees the best machine weight-to-robustness ratio. Having proved their worth on our professional machine range, the use of very high yield noble steels gives the arm structure the strength expected of a KUHN Hedge & Grass Cutter.



**2 A 12 kW air-cooled radiator** as standard for constant power. All hydraulic components are protected against temperature peaks.



**3 Hose routing** designed for optimum protection. All arm hoses are integrated into a protective casing. A swivelling hose support plate reduces friction phenomena at the pivot.




**4 Full enclosure.** Over and above aesthetic aspects, the frame on the POLY-LONGER range is fully encased to guarantee full machine component protection. The frame has four storage stands and incorporates a bumper with integrated lights.

## Technical specifications

## POLY-LONGER Hedge & Grass Cutters

	EP 5050 P	EP 5050 SP	EP 5050 PA	EP 5050 SPA
Type of control	4-function joystick with electric proportional control			
Horizontal reach (m)	5.01	5.01	5.01	5.01
Vertical reach (m)	6.41	6.41	6.41	6.41
Maximum hedge height (m)	4.62	4.62	4.62	4.62
Reach to 45° ditch (m)	2.97	2.97	2.97	2.97
Reach to bank (m)	5.35	5.35	5.35	5.35
Minimum lateral reach (m)	1.72	1.72	1.72	1.72
Flail head working width (m)	1.20	1.20	1.20	1.20
Type of safety	Hydraulic pivot	Hydraulic pivot	Hydraulic pivot	Hydraulic pivot
Slew angle	116°	116°	116°	116°
Flail head rotation	220°	220°	220°	220°
Sensor roller diameter (mm)	140	140	140	140
Air-cooled radiator	Série	Série	Série	Série
Motor drive	Two cog-type V-belts			
Rotor circuit power (kW/hp)	37 / 51	37 / 51	37 / 51	37 / 51
Type of rotor circuit pump	Geared	Geared	Geared	Geared
Type of movement circuit pump	Geared	Geared	Geared	Geared
Type of flail head motor	Geared	Geared	Geared	Geared
Reservoir capacity (litres)	80	80	80	80
Recommended tractor weight (tonnes)	4	4	4	4
Min. tractor power (kW/hp)	59 / 80	59 / 80	59 / 80	59 / 80
Machine weight (kg)	1 270	1 280	1 400	1 410

For more information about your nearest KUHN dealer, visit our website [www.kuhn.com](http://www.kuhn.com)



Your KUHN dealer

[www.kuhn.com](http://www.kuhn.com)

**KUHN NORTH AMERICA, INC.**  
1501 West Seventh Avenue - P.O. BOX 167 - Brodhead, WI 53520 - USA

**KUHN-AUDUREAU S.A.**  
BP 19 - FR 85260 La Copechagniere

Our material is produced in accordance with the European Machinery Directive in the member states of the European Union. In countries outside the E.U., our machinery complies with the safety regulations set by the country concerned. Some safety devices may have been removed from our leaflets in order to clarify the illustration. Under no circumstances should the machine be operated without the necessary safety devices in place (as specified by the assembly instructions and operators manual). We reserve the right to change any designs, specifications or materials listed without further notice. Machines and equipment in this document can be covered by at least one patent and/or registered design. Trademarks cited in this document may be registered in one or several countries.

